









NI Q1 ---NOTS Improvement Questionnaire

1. Do you own a boat?				
			Response Percent	Response Count
Yes			85.9%	55
No			14.1%	9
<i>answered question</i>				64
<i>skipped question</i>				2



2. What kind of annual award would you prefer? (Please mark a choice in each row)						
	No	Fair	Good	Better	Best	Response Count
Stenciled Apparel	23.8% (10)	14.3% (6)	9.5% (4)	28.6% (12)	23.8% (10)	42
Certificate	27.3% (12)	15.9% (7)	29.5% (13)	15.9% (7)	11.4% (5)	44
Mounted Plaque	37.8% (17)	17.8% (8)	22.2% (10)	4.4% (2)	17.8% (8)	45
Lapel Pin	28.6% (12)	9.5% (4)	31.0% (13)	19.0% (8)	11.9% (5)	42
Business Card Style Plaque	44.2% (19)	14.0% (6)	30.2% (13)	4.7% (2)	7.0% (3)	43
Apparel	21.7% (10)	19.6% (9)	15.2% (7)	28.3% (13)	15.2% (7)	46
Various of these choices	29.5% (13)	15.9% (7)	25.0% (11)	6.8% (3)	22.7% (10)	44
None	73.8% (31)	11.9% (5)	7.1% (3)	2.4% (1)	4.8% (2)	42
Engraved Item	35.7% (15)	31.0% (13)	19.0% (8)	14.3% (6)	0.0% (0)	42
Other (please specify)						9
<i>answered question</i>						54
<i>skipped question</i>						12



3. Should we continue to give "goof" awards at meetings?				
			Response Percent	Response Count
Yes		86.4%	51	
No		13.6%	8	
			answered question	59
			skipped question	7



4. Should we give other awards at the meetings?				
			Response Percent	Response Count
Yes		61.1%	33	
No		38.9%	21	
			Other: Please tell us what you would like to see.	14
			answered question	54
			skipped question	12



5. Should we continue to have a booth at the boat show?				
			Response Percent	Response Count
Yes		91.2%	52	
No		8.8%	5	
			Other: Please tell us why or why not.	23
			answered question	57
			skipped question	9

6. If we continue the booth, how can we attract more interest?		
		Response Count
		28
		<i>answered question</i> 28
		<i>skipped question</i> 38



7. Do you think a fund raiser at our booth is a good idea?			
		Response Percent	Response Count
Yes		36.8%	21
No		63.2%	36
		Please add additional comments here.	11
		<i>answered question</i>	57
		<i>skipped question</i>	9



8. Would you support changing the club name?			
		Response Percent	Response Count
Yes		60.7%	34
No		39.3%	22
		Please add your suggestions	22
		<i>answered question</i>	56
		<i>skipped question</i>	10



9. Would you support a new burgee design?				
			Response Percent	Response Count
Yes			65.5%	38
No			34.5%	20
			Please add your suggestions	20
			answered question	58
			skipped question	8



10. Is the general location of the Commodore's Ball acceptable?				
			Response Percent	Response Count
Yes			89.7%	52
No			10.3%	6
			answered question	58
			skipped question	8





11. Was the facility for the 2008 Commodore's Ball satisfactory? (Airport Red Lion)				
			Response Percent	Response Count
Yes			46.6%	27
No			10.3%	6
I didn't attend			43.1%	25
			answered question	58
			skipped question	8

12. Do you want to keep the music?				
			Response Percent	Response Count
Yes		63.3%	31	
No		36.7%	18	
Please add additional comments here.			24	
answered question			49	
skipped question			17	

13. Should we continue the raffle table?				
			Response Percent	Response Count
Yes		94.5%	52	
No		5.5%	3	
Please add additional comments here.			20	
answered question			55	
skipped question			11	

14. Is the time of year ok?				
			Response Percent	Response Count
Yes		94.6%	53	
No		5.4%	3	
Please add additional comments here.			12	
answered question			56	
skipped question			10	

15. Should the Ball be organized so it pays it's own way?			Response Percent	Response Count
Yes			73.2%	41
No			26.8%	15
Please add additional comments here.				19
			answered question	56
			skipped question	10

16. What style meal do you prefer?			Response Percent	Response Count
Sit down			58.9%	33
Buffet			19.6%	11
Potluck our own			1.8%	1
Catered at a facility of our choice			19.6%	11
Please add additional comments here.				14
			answered question	56
			skipped question	10

17. Please rank the following aspects of cruises in their order of importance to you. (You get one check per column)(9 is most important)

	1	2	3	4	5	6	7	8	9	Rating Average
Location	0.0% (0)	2.3% (1)	2.3% (1)	4.7% (2)	11.6% (5)	7.0% (3)	32.6% (14)	14.0% (6)	25.6% (11)	7.00
Food	4.3% (2)	4.3% (2)	12.8% (6)	23.4% (11)	6.4% (3)	21.3% (10)	12.8% (6)	12.8% (6)	2.1% (1)	5.15
Theme	17.0% (8)	10.6% (5)	17.0% (8)	10.6% (5)	14.9% (7)	10.6% (5)	8.5% (4)	8.5% (4)	2.1% (1)	4.17
Planned Activities	4.5% (2)	6.8% (3)	9.1% (4)	4.5% (2)	25.0% (11)	15.9% (7)	13.6% (6)	13.6% (6)	6.8% (3)	5.50
Prizes and Gifts	31.8% (14)	25.0% (11)	9.1% (4)	13.6% (6)	13.6% (6)	0.0% (0)	4.5% (2)	2.3% (1)	0.0% (0)	2.82
Informal Socializing	2.1% (1)	0.0% (0)	0.0% (0)	2.1% (1)	0.0% (0)	19.1% (9)	12.8% (6)	12.8% (6)	51.1% (24)	7.77
Quiet Alone Time	14.6% (7)	8.3% (4)	16.7% (8)	12.5% (6)	12.5% (6)	8.3% (4)	2.1% (1)	16.7% (8)	8.3% (4)	4.67
Joining With Other Clubs	14.0% (6)	30.2% (13)	11.6% (5)	11.6% (5)	11.6% (5)	4.7% (2)	9.3% (4)	7.0% (3)	0.0% (0)	3.63
Planning With Other NOTS Members	2.6% (1)	7.7% (3)	15.4% (6)	10.3% (4)	7.7% (3)	20.5% (8)	7.7% (3)	17.9% (7)	10.3% (4)	5.56

Tell us if we missed something.

answered question

skipped question



18. Please rank your preference for these cruise locations. (Multiple checks per column ok).




	I don't like this	Once in a while is ok	No Preference	I like this	This is best	Rating Average	Response Count
At A Dock	3.8% (2)	0.0% (0)	17.0% (9)	39.6% (21)	39.6% (21)	4.11	53
In The Portland Area	0.0% (0)	11.5% (6)	26.9% (14)	48.1% (25)	13.5% (7)	3.63	52
Away From Portland	6.0% (3)	24.0% (12)	24.0% (12)	42.0% (21)	4.0% (2)	3.14	50
Multnomah Channel	1.9% (1)	9.6% (5)	13.5% (7)	50.0% (26)	25.0% (13)	3.87	52
Adjacent To A Town	0.0% (0)	12.5% (6)	27.1% (13)	47.9% (23)	12.5% (6)	3.60	48
Anchored Out	13.2% (7)	18.9% (10)	9.4% (5)	45.3% (24)	13.2% (7)	3.26	53
Hood River	25.0% (13)	28.8% (15)	7.7% (4)	34.6% (18)	3.8% (2)	2.63	52
Cathlamet	5.8% (3)	23.1% (12)	9.6% (5)	38.5% (20)	23.1% (12)	3.50	52
Down River	0.0% (0)	32.1% (17)	15.1% (8)	45.3% (24)	7.5% (4)	3.28	53
Puget Sound	12.0% (6)	24.0% (12)	18.0% (9)	28.0% (14)	18.0% (9)	3.16	50
Visit Other Clubs	12.0% (6)	48.0% (24)	20.0% (10)	16.0% (8)	4.0% (2)	2.52	50
Tell us other places you want to cruise							15
answered question							55
skipped question							11

19. How do you prefer that we organize food for the main cruise meal? (Only one check per column)							
	Poor	Fair	Good	Better	Best	Rating Average	Response Count
Potluck	0.0% (0)	8.0% (4)	30.0% (15)	24.0% (12)	38.0% (19)	3.92	50
Club provides main course/members provide side dishes	18.6% (8)	18.6% (8)	14.0% (6)	25.6% (11)	23.3% (10)	3.16	43
Restaurant meal when available	22.0% (9)	24.4% (10)	24.4% (10)	19.5% (8)	9.8% (4)	2.71	41
Only appetizers in afternoon	23.7% (9)	26.3% (10)	23.7% (9)	13.2% (5)	13.2% (5)	2.66	38
Early appetizers with later potluck	14.6% (7)	12.5% (6)	20.8% (10)	25.0% (12)	27.1% (13)	3.38	48
Tell us a different preference							11
answered question							54
skipped question							12

20. Please rank how much you enjoy these cruise activities. (Multiple checks per column ok).						
	Don't Enjoy	Now and then is ok	Enjoy	Really Enjoy	Rating Average	Response Count
Scavenger Hunt	13.7% (7)	31.4% (16)	37.3% (19)	17.6% (9)	2.59	51
Sing Along	34.0% (17)	36.0% (18)	22.0% (11)	8.0% (4)	2.04	50
Treasure Hunt	12.0% (6)	20.0% (10)	46.0% (23)	22.0% (11)	2.78	50
Physical Games	12.8% (6)	48.9% (23)	31.9% (15)	6.4% (3)	2.32	47
Dinghy Cruise	0.0% (0)	11.5% (6)	48.1% (25)	40.4% (21)	3.29	52
Water Games	19.6% (10)	33.3% (17)	35.3% (18)	11.8% (6)	2.39	51
Horse Races	8.2% (4)	12.2% (6)	46.9% (23)	32.7% (16)	3.04	49
Hike	9.6% (5)	36.5% (19)	26.9% (14)	26.9% (14)	2.71	52
Card Games	19.6% (10)	31.4% (16)	31.4% (16)	17.6% (9)	2.47	51
Creative Contests	18.4% (9)	40.8% (20)	30.6% (15)	10.2% (5)	2.33	49
Costume Events	29.4% (15)	41.2% (21)	23.5% (12)	5.9% (3)	2.06	51
Blind Dinghy Race	12.2% (6)	24.5% (12)	46.9% (23)	16.3% (8)	2.67	49

Movies	13.5% (7)	38.5% (20)	36.5% (19)	11.5% (6)	2.46	52
Role Playing Games	41.3% (19)	23.9% (11)	26.1% (12)	8.7% (4)	2.02	46
Tell us your ideas						7
answered question						53
skipped question						13



21. Should we establish etiquette guidelines for cruises that provide education, courtesy guidelines and safety standards?							
						Response Percent	Response Count
Yes						82.4%	42
No						17.6%	9
Please add additional comments here.							20
answered question							51
skipped question							15



22. How much should the club budget per cruise for food and activities? (Currently \$50 is budgeted for most cruises. More is budgeted for Sweetheart, Crab, Picnic, Harvest, Treasure Hunt)							
						Response Percent	Response Count
Nothing, the cruise leaders should donate						0.0%	0
\$50						21.2%	11
\$100						9.6%	5
\$150						7.7%	4
\$200						0.0%	0
\$10/Boat						1.9%	1
\$15/Boat						0.0%	0
\$10/Person						0.0%	0
It's ok the way it is						59.6%	31
Do you have a different idea?							15




	answered question	52
	skipped question	14

23. Please rate how well you enjoy our land cruises.





	I don't enjoy at all	I don't enjoy	I enjoy	I enjoy a lot	I enjoy the most	Rating Average	Response Count
Foul Weather	9.3% (4)	7.0% (3)	41.9% (18)	25.6% (11)	16.3% (7)	3.33	43
Christmas Ships	2.3% (1)	4.7% (2)	34.9% (15)	44.2% (19)	14.0% (6)	3.63	43
Sweetheart at a Restaurant	4.8% (2)	4.8% (2)	35.7% (15)	50.0% (21)	4.8% (2)	3.45	42
Sweetheart at a Stage Performance	8.1% (3)	16.2% (6)	35.1% (13)	21.6% (8)	18.9% (7)	3.27	37
Spring Fling (Dinner)	5.7% (2)	0.0% (0)	48.6% (17)	40.0% (14)	5.7% (2)	3.40	35
Summer Picnic	11.6% (5)	4.7% (2)	41.9% (18)	37.2% (16)	4.7% (2)	3.19	43
Wine Cruise	7.1% (3)	14.3% (6)	31.0% (13)	40.5% (17)	7.1% (3)	3.26	42
Beach Credit Card Cruise	13.2% (5)	23.7% (9)	28.9% (11)	21.1% (8)	13.2% (5)	2.97	38
Crab Grab	0.0% (0)	9.1% (4)	27.3% (12)	38.6% (17)	25.0% (11)	3.80	44
Please add additional comments here.							10
	answered question						52
	skipped question						14

24. Would you like members to wear name tags at cruises?			Response Percent	Response Count
Yes			41.1%	23
No			58.9%	33
Please add additional comments here.				10
			answered question	56
			skipped question	10





25. Would you support a dues increase to pay for club activities? (Higher cruise budget, Awards, Incentive gifts for meetings and cruises, Web Maintenance, etc) (Amount choices are in question 3)			Response Percent	Response Count
Yes			81.8%	45
No			18.2%	10
Please add your suggestions				10
			answered question	55
			skipped question	11

26. If the club decides to raise dues should the senior discount be maintained at:			Response Percent	Response Count
\$30 - current			34.6%	18
\$40			46.2%	24
\$50			19.2%	10
Make another suggestion				8
			answered question	52
			skipped question	14

27. If the club decides to raise dues what increase would you favor?			
	Yes	No	Response Count
\$50 increase (Total \$100)	76.7% (33)	23.3% (10)	43
\$100 increase (Total \$150)	26.9% (7)	73.1% (19)	26
Do you have other suggestions?			19
answered question			47
skipped question			19

28. How well do you feel you know the other members?			
		Response Percent	Response Count
I know something about almost everyone		17.9%	10
I don't know newer (2 years) members very well		33.9%	19
I know my group of friends but not others very well		37.5%	21
I don't feel like I know very many members		10.7%	6
Please add additional comments here.			12
answered question			56
skipped question			10

29. Besides meetings and cruises would you participate in a regular social at someone's home or a public place?				
	Monthly	BiMonthly	Quarterly	Response Count
Yes	6.7% (1)	26.7% (4)	66.7% (10)	15
No	84.2% (16)	10.5% (2)	5.3% (1)	19
I'd Like Too But I'm Too Busy	90.0% (9)	0.0% (0)	10.0% (1)	10
Enough Activities Already	100.0% (3)	0.0% (0)	0.0% (0)	3
Breakfast	21.1% (4)	10.5% (2)	68.4% (13)	19
Dinner	10.7% (3)	17.9% (5)	71.4% (20)	28
Card Night	14.3% (2)	21.4% (3)	64.3% (9)	14
Please add additional comments here.				13
answered question				52
skipped question				14

30. Do you attend general meetings?			
		Response Percent	Response Count
I don't want to come to meetings.		5.5%	3
I can't come to meetings.		10.9%	6
I sometimes come to meetings.		27.3%	15
I am at most meetings.		56.4%	31
answered question			55
skipped question			11



31. What does or could motivate you to come to the general meetings?



	I won't attend for this	I might attend for this	I will attend for this	Rating Average	Response Count
Hear about past events	26.7% (8)	30.0% (9)	43.3% (13)	2.17	30
Get update on future events	7.5% (3)	20.0% (8)	72.5% (29)	2.65	40
Learn about CRYA activities	29.0% (9)	45.2% (14)	25.8% (8)	1.97	31
Hear a guest speaker	5.0% (2)	42.5% (17)	52.5% (21)	2.48	40
Learn something new about boating	0.0% (0)	39.4% (13)	60.6% (20)	2.61	33
Visit with friends	0.0% (0)	23.8% (10)	76.2% (32)	2.76	42
Eat	60.6% (20)	24.2% (8)	15.2% (5)	1.55	33
Speak an opinion about club business	16.1% (5)	35.5% (11)	48.4% (15)	2.32	31
Be available to volunteer to help	18.5% (5)	48.1% (13)	33.3% (9)	2.15	27
A shorter business agenda	13.3% (4)	30.0% (9)	56.7% (17)	2.43	30
Entertainment	32.4% (11)	41.2% (14)	26.5% (9)	1.94	34
A different day	59.1% (13)	22.7% (5)	18.2% (4)	1.59	22
A different location	45.5% (10)	36.4% (8)	18.2% (4)	1.73	22
A different time	63.2% (12)	15.8% (3)	21.1% (4)	1.58	19
Tell us what will urge you to attend					15
answered question					47
skipped question					19



32. What prizes do you prefer for the raffle table?



	1	2	3	4	5	6	7	8	Rating Average	Response Count
Items for boat	2.6% (1)	0.0% (0)	0.0% (0)	2.6% (1)	7.9% (3)	18.4% (7)	15.8% (6)	52.6% (20)	6.95	
Food	21.2% (7)	12.1% (4)	12.1% (4)	15.2% (5)	18.2% (6)	15.2% (5)	6.1% (2)	0.0% (0)	3.67	
Gift Certificates	2.9% (1)	2.9% (1)	0.0% (0)	2.9% (1)	11.4% (4)	22.9% (8)	34.3% (12)	22.9% (8)	6.37	
Items for home	6.5% (2)	16.1% (5)	19.4% (6)	29.0% (9)	12.9% (4)	6.5% (2)	9.7% (3)	0.0% (0)	3.84	
Items for car	9.4% (3)	25.0% (8)	28.1% (9)	18.8% (6)	12.5% (4)	3.1% (1)	3.1% (1)	0.0% (0)	3.22	
Items for shop	19.4% (6)	19.4% (6)	9.7% (3)	9.7% (3)	12.9% (4)	12.9% (4)	6.5% (2)	9.7% (3)	3.90	
Crafts	24.2% (8)	18.2% (6)	24.2% (8)	18.2% (6)	9.1% (3)	3.0% (1)	0.0% (0)	3.0% (1)	2.94	
Club Apparel	2.4% (1)	4.8% (2)	0.0% (0)	2.4% (1)	19.0% (8)	23.8% (10)	28.6% (12)	19.0% (8)	6.12	
Other (please specify)										
answered question										
skipped question										

33. Would you prefer to complete the meeting and have refreshments at the end? (By 8:45-9:00)

		Response Percent	Response Count
Yes		62.2%	28
No		37.8%	17
How would you like to see refreshments handled?			19
answered question			45
skipped question			21



34. Should the members or the club provide the refreshments?			Response Percent	Response Count
Members			75.0%	36
Club			25.0%	12
			Any other suggestions?	11
			answered question	48
			skipped question	18



35. Should prospective members be required to attend club functions prior to acceptance? (1 or 2 Meetings & Cruises)			Response Percent	Response Count
Yes			83.6%	46
No			16.4%	9
			Any other suggestions?	12
			answered question	55
			skipped question	11

36. Should we consider raising our new member fee?			Response Percent	Response Count
Yes			45.1%	23
No			54.9%	28
			Add your comments here.	12
			answered question	51
			skipped question	15










37. How do you suggest that we attract new members willing to participate in running NOTS?		Response Count
		27
	<i>answered question</i>	27
	<i>skipped question</i>	39

38. Please rate the importance of these Anchorline items.							
	Not Important	Slightly Important	Important	Very Important	Essential	Rating Average	Response Count
Commodore's Comments	0.0% (0)	1.8% (1)	25.5% (14)	34.5% (19)	38.2% (21)	4.09	55
First Mate's Corner	1.8% (1)	14.5% (8)	41.8% (23)	29.1% (16)	12.7% (7)	3.36	55
Upcoming cruise information	0.0% (0)	0.0% (0)	5.5% (3)	16.4% (9)	78.2% (43)	4.73	55
Past cruise report	0.0% (0)	16.7% (9)	38.9% (21)	27.8% (15)	16.7% (9)	3.44	54
Calendar	0.0% (0)	0.0% (0)	16.4% (9)	18.2% (10)	65.5% (36)	4.49	55
Birthdays	18.5% (10)	44.4% (24)	24.1% (13)	9.3% (5)	3.7% (2)	2.35	54
Ads	7.7% (4)	17.3% (9)	38.5% (20)	26.9% (14)	9.6% (5)	3.13	52
Old Crow	10.9% (6)	27.3% (15)	36.4% (20)	16.4% (9)	9.1% (5)	2.85	55
	What else would you like to see or eliminate?						11
	<i>answered question</i>						55
	<i>skipped question</i>						11



39. Should we sell ads to make the newsletter self sufficient?			Response Percent	Response Count
Yes			77.4%	41
No			22.6%	12
Let us know how you feel about this				13
			<i>answered question</i>	53
			<i>skipped question</i>	13






40. Is it satisfactory to receive the Anchorline online?			Response Percent	Response Count
Yes			85.5%	47
No			0.0%	0
I prefer mail			14.5%	8
Please add additional comments here.				9
			<i>answered question</i>	55
			<i>skipped question</i>	11






41. What service projects would you help NOTS perform?

		Response Percent	Response Count
None		7.3%	4
Island clean up		76.4%	42
Build or repair docks or shelters		58.2%	32
Fundraiser for charity		23.6%	13
Race for the Cure		29.1%	16
Walk a thon for charity		16.4%	9
Raffle for charity		18.2%	10
Food drive		43.6%	24
"Adopt a Family"		27.3%	15
Sea Scouts donation		27.3%	15
Share other ideas here			7
answered question			55
skipped question			11

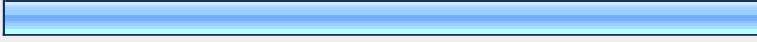

42. Shall NOTS host a ladies event?



		Response Percent	Response Count
Yes		59.2%	29
No		40.8%	20
Suggestions			10
answered question			49
skipped question			17

43. Please rate your level of participation in NOTS			Response Percent	Response Count
I don't participate			1.9%	1
I'm unable to participate			3.8%	2
I want to belong but am not able to participate			9.6%	5
I do a little			50.0%	26
I always help			34.6%	18
			answered question	52
			skipped question	14






44. Please rate your level of leadership in NOTS			Response Percent	Response Count
I do not accept leadership roles			34.8%	16
I would lead but nobody asks me			2.2%	1
I would if I had some training			2.2%	1
I would if somebody worked with me			6.5%	3
I accept leadership roles			54.3%	25
Please tell us how to help you feel comfortable taking on a leadership role				15
			answered question	46
			skipped question	20



45. 4. How do you suggest we motivate current members to participate in running NOTS?		Response Count
		23
		answered question
		23
		skipped question
		43

46. Would you support a special section in the roster for our Honorary Members?			Response Percent	Response Count
Yes			83.3%	45
No			16.7%	9
Do you have a different idea?				3
			answered question	54
			skipped question	12

47. Should we put the advertisers and advertiser index in one section?			Response Percent	Response Count
Yes			68.0%	34
No			32.0%	16
Please add your suggestions				14
			answered question	50
			skipped question	16

48. Do you have suggestions how to maintain a strong advertiser base to cover the cost of our roster? Please add them here.		Response Count
		21
		answered question
		21
		skipped question
		45

49. How many times a month have you used the NOTS web page?			Response Percent	Response Count
None			18.5%	10
1			27.8%	15
2-5			35.2%	19
More than 5			14.8%	8
What web page?			3.7%	2
Please add additional comments here.				6
answered question				54
skipped question				12

50. Should we pay to have the web sight maintained?			Response Percent	Response Count
Yes			51.1%	23
No			48.9%	22
Please add additional comments here.				21
answered question				45
skipped question				21

51. I would use the web page if...		Response Count
		10
answered question		10
skipped question		56

52. Please share links or ideas you think would improve NOTS webpage.		Response Count
		11
	<i>answered question</i>	11
	<i>skipped question</i>	55

53. The one thing I would add/drop/change about NOTS is...		Response Count
		25
	<i>answered question</i>	25
	<i>skipped question</i>	41